

Scaled data based on original data using
LM-79-08 Approved Method: Electrical and Photometric Measurements of Solid-
State Lighting Products

Test Report Prepared for
Cooper Lighting Solutions
(formerly Eaton)

Brand: McGRAW-EDISON

Report Number: P226266

Luminaire Tested: **ISW-AF-350-LED-E1-T2-7030**

Issue Date: 3/3/2020

Test Information

Test Method: LM-79-08
Report Number: P226266
TEST IS SCALED FROM IESNA LM-79-08 TEST DATA (P35937)
Test Lab: INNOVATION CENTER-P3
Issue Date: 3/3/2020
Manufacturer: COOPER LIGHTING SOLUTIONS (FORMERLY EATON)
Product Line: MCGRAW-EDISON
Catalog Number: ISW-AF-350-LED-E1-T2-7030
Description: IMPACT ELITE LED WEDGE LUMINAIRE
LIGHT SQUARE WITH ACCULED OPTICS-TYPE II
Light Source: (16) 3000K CCT, 70 CRI LEDs
Ballast/Driver: ELECTRONIC DRIVER

Summary

Lumens per Lamp: N/A
Luminaire Lumens: 2211.1 lumens
Efficiency: N/A
Efficacy: 110.1 lumens/watt
Luminous Opening: Rectangular (W 0.5' x L: 0.5' x H: 0')
IES Classification: Type II - Medium - Cutoff
BUG Rating: B1 - U1 - G1

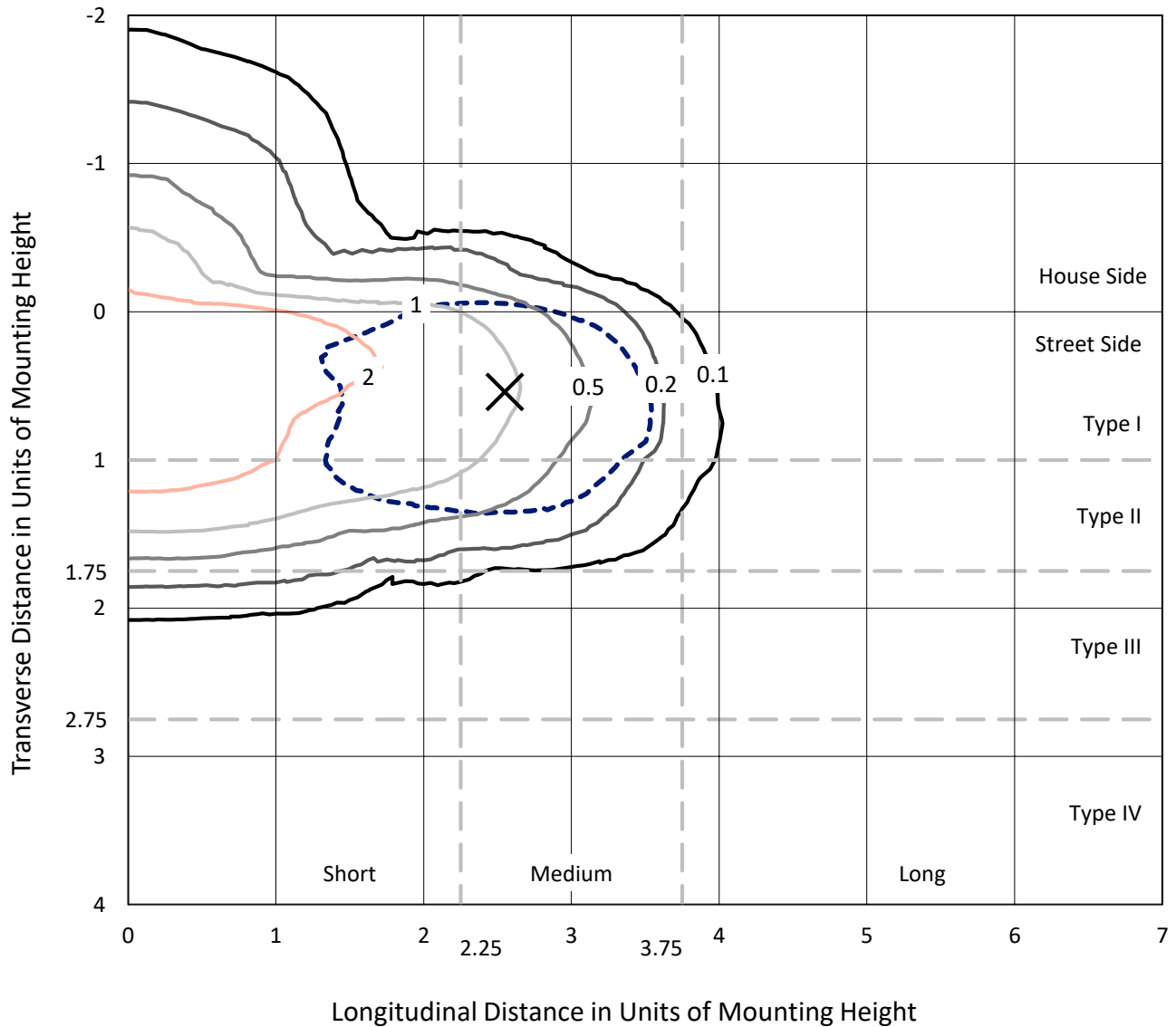
Input Watts (W): 20.09
Input Voltage (V): 120
Input Current (Ain): NR
Voltage Rise (V): NR
Power Factor: NR
Total Harmonic Distortion (THDi): NR
Frequency (hertz): 60
Stabilization Time: NR
Operation Time: NR
Ambient Temperature (°C): NR
Test Distance: 25 FT



REPORT NUMBER: P226266
 CATALOG NUMBER: ISW-AF-350-LED-E1-T2-7030

Iso-Footcandle Lines of Horizontal Illumination

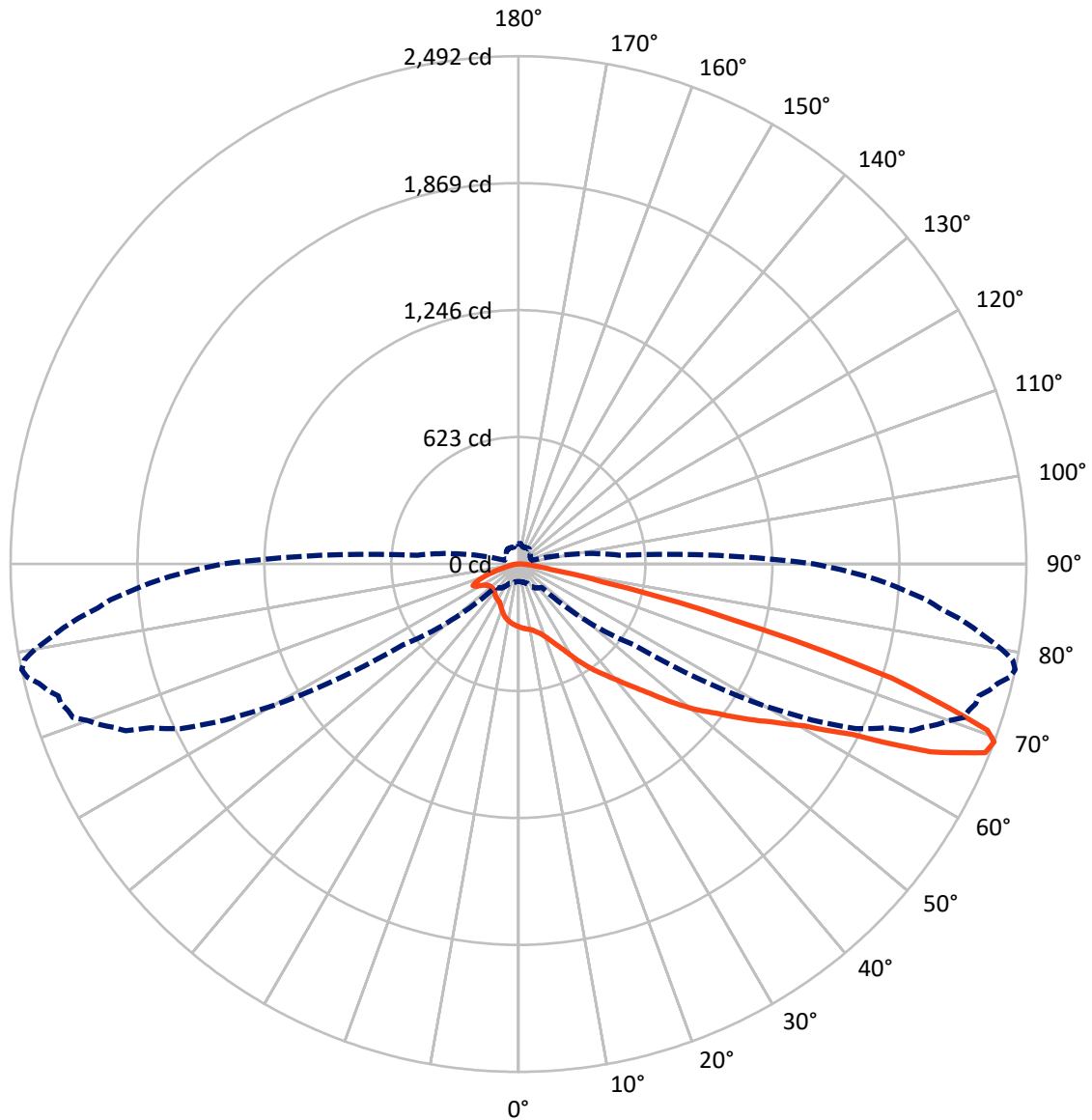
× Max cd
 - - - 1/2 Max cd



Based on 10 foot mounting height. Maximum calculated value = 3.9 fc
 Type II - Medium - Cutoff

REPORT NUMBER: P226266
CATALOG NUMBER: ISW-AF-350-LED-E1-T2-7030

Luminous Intensity Polar Plot



— Vertical Plane Through 78-Deg Lateral - - - Horizontal Cone Through 69-Deg Vertical

REPORT NUMBER: P226266

CATALOG NUMBER: ISW-AF-350-LED-E1-T2-7030

FLUX DISTRIBUTION:

		Downward	Upward	Total
House Side	Lumens	404.3	0.8	405.0
	% Fixture	18.3	0.0	18.3
Street Side	Lumens	1805.7	0.4	1806.0
	% Fixture	81.7	0.0	81.7
Total	Lumens	2209.9	1.1	2211.1
	% Fixture	99.9	0.1	100.0

Coefficient of Utilization

ZONAL LUMENS:

Zone	Lumens	% Fixture
0°-10°	28.6	1.3
10°-20°	86.2	3.9
20°-30°	154.6	7.0
30°-40°	252.3	11.4
40°-50°	373.2	16.9
50°-60°	487.3	22.0
60°-70°	545.0	24.6
70°-80°	244.7	11.1
80°-90°	38.2	1.7
90°-100°	1.1	0.1
100°-110°	0.0	0.0
110°-120°	0.0	0.0
120°-130°	0.0	0.0
130°-140°	0.0	0.0
140°-150°	0.0	0.0
150°-160°	0.0	0.0
160°-170°	0.0	0.0
170°-180°	0.0	0.0
0°-90°	2209.9	99.9
0°-180°	2211.1	100.0



REPORT NUMBER: P226266

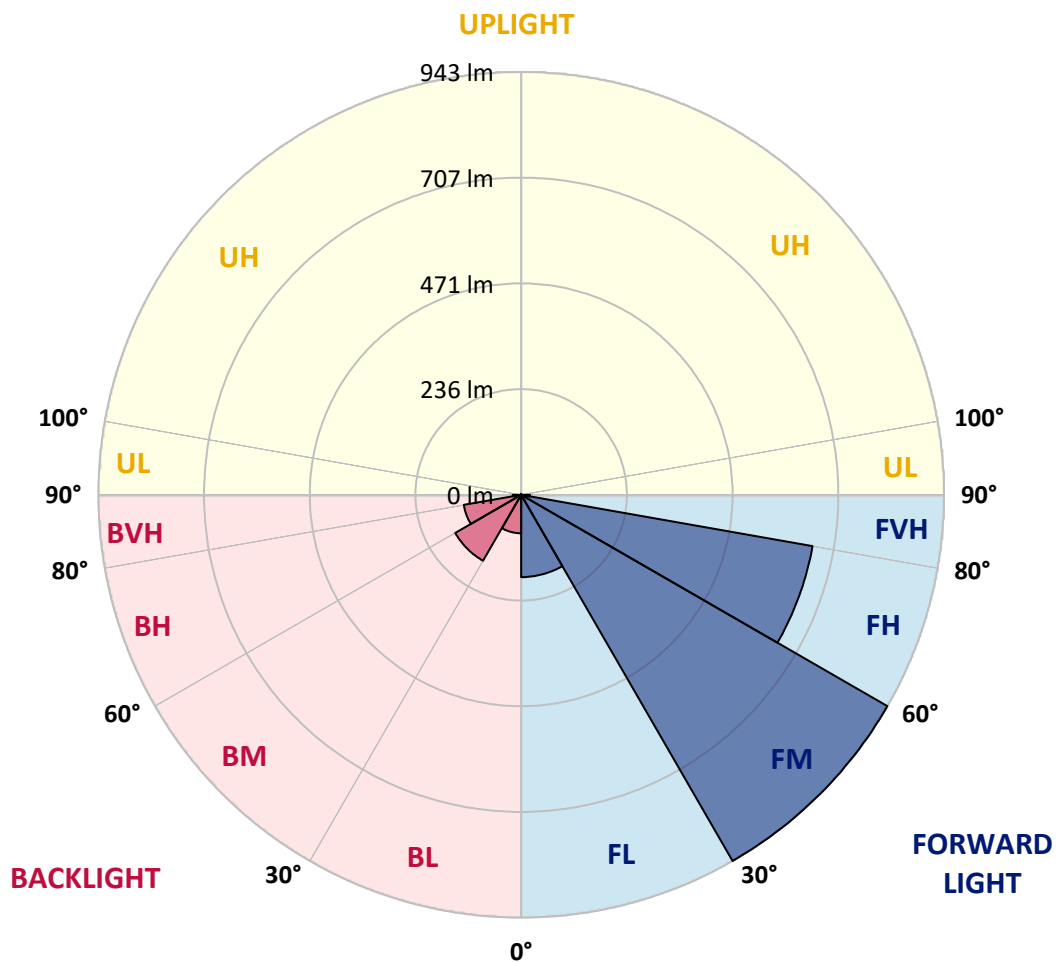
CATALOG NUMBER: ISW-AF-350-LED-E1-T2-7030

LUMINAIRE CLASSIFICATION SYSTEM LUMEN TABLE AND BUG RATING:

Zone		Lumens	% Fixture	Zone Rating/Lumen Limit		
				B	U	G
FL	(0°-30°)	183.5	8.3			
FM	(30°-60°)	942.9	42.6			
FH	(60°-80°)	659.7	29.8			G0/660
FVH	(80°-90°)	19.5	0.9			G1/100
BL	(0°-30°)	85.8	3.9	B0/110		
BM	(30°-60°)	169.9	7.7	B0/220		
BH	(60°-80°)	129.9	5.9	B1/500		G1/500
BVH	(80°-90°)	18.7	0.8			G1/100
UL	(90°-100°)	1.1	0.1		U1/10	
UH	(100°-180°)	0.8	0.0		U1/10	

BUG Rating: B1-U1-G1

Type II Medium





REPORT NUMBER: P226266

CATALOG NUMBER: ISW-AF-350-LED-E1-T2-7030

CANDELA DISTRIBUTION (FULL):

	0°	5°	15°	25°	35°	45°	55°	60°	61°	62°	64°
0°	307.5	307.5	307.5	307.5	307.5	307.5	307.5	307.5	307.5	307.5	307.5
2.5°	329.3	329.3	328.4	327.7	326.8	324.2	320.3	319.7	319.4	318.7	318.1
5°	353.4	350.8	351.5	349.9	346.3	341.8	334.8	331.2	329.3	329.0	327.7
7.5°	373.0	373.3	372.3	369.1	364.3	358.9	349.2	343.8	342.2	341.2	339.0
10°	387.1	386.1	385.5	384.9	381.0	376.5	364.3	357.6	356.3	353.7	351.1
12.5°	397.4	397.4	397.4	396.7	394.5	391.0	381.3	374.6	373.0	369.4	367.2
15°	408.6	407.3	406.0	405.1	405.4	405.4	398.3	393.2	390.6	388.7	384.2
17.5°	432.7	429.8	426.9	423.0	417.0	415.3	415.0	414.7	411.2	410.9	406.4
20°	453.2	450.7	448.1	444.2	435.6	426.3	431.1	435.6	434.9	435.2	433.0
22.5°	478.6	476.7	471.5	467.0	455.8	444.6	445.2	454.8	456.1	457.4	458.0
25°	513.2	512.3	503.9	495.3	482.4	471.8	461.9	473.8	476.3	479.2	485.0
27.5°	548.2	546.0	537.0	529.3	513.2	502.0	488.2	494.6	498.5	503.9	512.9
30°	593.5	587.4	584.2	566.8	552.1	535.7	523.8	525.8	525.1	531.5	545.3
32.5°	659.0	649.3	633.3	616.0	598.6	576.8	566.8	566.5	564.9	572.3	580.0
35°	694.3	692.0	682.1	664.7	645.8	625.3	618.8	612.7	613.7	617.6	620.5
37.5°	732.5	730.5	722.8	713.2	698.8	710.0	674.4	665.4	661.2	659.3	660.3
40°	749.2	750.8	754.9	756.5	748.2	802.1	731.8	702.3	701.0	698.1	695.2
42.5°	752.7	756.9	765.2	783.5	791.5	909.0	779.3	743.7	738.6	736.3	736.6
45°	765.5	772.0	773.6	790.2	828.1	914.5	832.9	780.3	776.4	776.1	774.2
47.5°	796.7	805.3	805.3	812.7	848.7	925.1	851.2	816.9	814.3	813.0	818.2
50°	801.2	812.7	835.8	859.6	885.6	933.7	872.1	856.7	857.7	860.5	875.6
52.5°	725.1	736.6	797.6	867.6	952.3	957.5	903.6	909.7	916.1	930.2	957.8
55°	621.7	630.1	702.3	814.3	954.9	1047.7	982.5	999.5	1013.0	1017.2	1060.5
57.5°	489.5	501.0	574.6	720.0	891.7	1073.4	1164.2	1171.9	1156.8	1170.6	1186.3
60°	265.1	263.8	366.2	520.6	758.8	1025.8	1339.4	1471.7	1474.9	1496.1	1470.7
62.5°	148.3	148.3	177.8	267.4	488.2	867.9	1423.5	1731.0	1771.2	1804.9	1879.0
65°	112.0	113.0	123.6	161.1	274.1	547.9	1361.9	1819.6	1896.7	1974.0	2104.0
67.5°	93.1	93.1	100.8	120.0	171.4	248.8	1002.7	1641.8	1738.1	1830.5	2010.3
69°	86.3	86.7	92.4	105.6	143.5	161.8	692.7	1392.1	1502.2	1630.2	1842.1
70°	83.1	82.2	87.6	98.5	130.0	127.7	507.5	1210.4	1295.8	1410.7	1654.3
72.5°	73.8	72.9	75.8	84.1	102.4	91.2	207.0	651.3	780.0	908.7	1102.9
75°	65.8	64.8	67.1	70.9	79.6	69.7	104.0	272.8	330.3	426.9	589.0
77.5°	58.1	56.2	58.1	60.7	62.6	52.0	70.6	126.1	154.7	190.0	268.3
80°	52.6	50.7	53.0	51.7	49.1	40.1	46.9	73.5	81.5	97.6	127.7
82.5°	37.6	37.2	50.4	52.0	39.2	29.2	33.4	47.2	52.6	55.5	67.4
85°	23.1	22.1	29.2	37.2	39.8	18.3	21.5	27.9	29.2	31.8	37.6
87.5°	11.9	12.2	15.7	19.3	26.0	10.9	12.8	16.4	16.4	16.4	18.6
90°	2.9	3.5	4.8	6.7	5.5	2.9	4.8	3.9	4.5	3.9	4.5
92.5°	0.0	0.0	0.0	0.0	0.0	0.0	0.0	0.0	0.0	0.0	0.0
95°	0.0	0.0	0.0	0.0	0.0	0.0	0.0	0.0	0.0	0.0	0.0
97.5°	0.0	0.0	0.0	0.0	0.0	0.0	0.0	0.0	0.0	0.0	0.0
100°	0.0	0.0	0.0	0.0	0.0	0.0	0.0	0.0	0.0	0.0	0.0
102.5°	0.0	0.0	0.0	0.0	0.0	0.0	0.0	0.0	0.0	0.0	0.0
105°	0.0	0.0	0.0	0.0	0.0	0.0	0.0	0.0	0.0	0.0	0.0
107.5°	0.0	0.0	0.0	0.0	0.0	0.0	0.0	0.0	0.0	0.0	0.0



REPORT NUMBER: P226266

CATALOG NUMBER: ISW-AF-350-LED-E1-T2-7030

CANDELA DISTRIBUTION (continued):

	0°	5°	15°	25°	35°	45°	55°	60°	61°	62°	64°
110°	0.0	0.0	0.0	0.0	0.0	0.0	0.0	0.0	0.0	0.0	0.0
112.5°	0.0	0.0	0.0	0.0	0.0	0.0	0.0	0.0	0.0	0.0	0.0
115°	0.0	0.0	0.0	0.0	0.0	0.0	0.0	0.0	0.0	0.0	0.0
117.5°	0.0	0.0	0.0	0.0	0.0	0.0	0.0	0.0	0.0	0.0	0.0
120°	0.0	0.0	0.0	0.0	0.0	0.0	0.0	0.0	0.0	0.0	0.0
122.5°	0.0	0.0	0.0	0.0	0.0	0.0	0.0	0.0	0.0	0.0	0.0
125°	0.0	0.0	0.0	0.0	0.0	0.0	0.0	0.0	0.0	0.0	0.0
127.5°	0.0	0.0	0.0	0.0	0.0	0.0	0.0	0.0	0.0	0.0	0.0
130°	0.0	0.0	0.0	0.0	0.0	0.0	0.0	0.0	0.0	0.0	0.0
132.5°	0.0	0.0	0.0	0.0	0.0	0.0	0.0	0.0	0.0	0.0	0.0
135°	0.0	0.0	0.0	0.0	0.0	0.0	0.0	0.0	0.0	0.0	0.0
137.5°	0.0	0.0	0.0	0.0	0.0	0.0	0.0	0.0	0.0	0.0	0.0
140°	0.0	0.0	0.0	0.0	0.0	0.0	0.0	0.0	0.0	0.0	0.0
142.5°	0.0	0.0	0.0	0.0	0.0	0.0	0.0	0.0	0.0	0.0	0.0
145°	0.0	0.0	0.0	0.0	0.0	0.0	0.0	0.0	0.0	0.0	0.0
147.5°	0.0	0.0	0.0	0.0	0.0	0.0	0.0	0.0	0.0	0.0	0.0
150°	0.0	0.0	0.0	0.0	0.0	0.0	0.0	0.0	0.0	0.0	0.0
152.5°	0.0	0.0	0.0	0.0	0.0	0.0	0.0	0.0	0.0	0.0	0.0
155°	0.0	0.0	0.0	0.0	0.0	0.0	0.0	0.0	0.0	0.0	0.0
157.5°	0.0	0.0	0.0	0.0	0.0	0.0	0.0	0.0	0.0	0.0	0.0
160°	0.0	0.0	0.0	0.0	0.0	0.0	0.0	0.0	0.0	0.0	0.0
162.5°	0.0	0.0	0.0	0.0	0.0	0.0	0.0	0.0	0.0	0.0	0.0
165°	0.0	0.0	0.0	0.0	0.0	0.0	0.0	0.0	0.0	0.0	0.0
167.5°	0.0	0.0	0.0	0.0	0.0	0.0	0.0	0.0	0.0	0.0	0.0
170°	0.0	0.0	0.0	0.0	0.0	0.0	0.0	0.0	0.0	0.0	0.0
172.5°	0.0	0.0	0.0	0.0	0.0	0.0	0.0	0.0	0.0	0.0	0.0
175°	0.0	0.0	0.0	0.0	0.0	0.0	0.0	0.0	0.0	0.0	0.0
177.5°	0.0	0.0	0.0	0.0	0.0	0.0	0.0	0.0	0.0	0.0	0.0
180°	0.0	0.0	0.0	0.0	0.0	0.0	0.0	0.0	0.0	0.0	0.0



REPORT NUMBER: P226266
 CATALOG NUMBER: ISW-AF-350-LED-E1-T2-7030

CANDELA DISTRIBUTION (continued):

	65°	66°	67°	68°	69°	70°	71°	72°	73°	74°	75°
0°	307.5	307.5	307.5	307.5	307.5	307.5	307.5	307.5	307.5	307.5	307.5
2.5°	318.4	317.4	316.2	316.5	315.8	314.9	315.2	314.9	315.2	314.6	313.9
5°	327.7	327.1	325.2	324.8	324.2	323.5	322.6	321.6	321.3	320.7	319.4
7.5°	338.3	336.4	335.4	334.1	332.5	330.0	329.6	328.4	327.4	326.8	325.2
10°	349.2	347.0	345.7	344.1	342.5	340.9	339.3	337.0	334.8	334.1	332.2
12.5°	365.6	362.7	360.1	357.6	356.0	353.1	350.8	347.9	345.7	344.7	341.5
15°	383.6	379.7	377.1	375.2	372.7	370.1	367.2	364.6	361.1	358.2	355.3
17.5°	404.8	401.2	399.3	395.8	392.6	389.7	387.4	384.2	381.3	376.2	373.6
20°	432.7	429.8	427.5	423.7	420.2	417.3	415.3	408.6	404.8	400.3	396.1
22.5°	458.7	459.0	456.8	454.2	451.9	448.1	444.9	440.1	435.2	429.8	424.0
25°	486.9	489.5	489.8	489.2	487.9	483.4	481.8	477.0	473.1	464.1	461.6
27.5°	518.4	521.3	524.8	529.3	530.3	525.4	527.7	522.9	516.1	512.3	503.9
30°	548.9	556.9	564.3	569.4	572.6	574.9	573.3	571.7	567.2	560.7	553.4
32.5°	588.0	596.4	603.8	615.0	620.8	627.8	626.5	627.2	625.6	619.2	610.5
35°	627.5	634.9	644.5	651.9	666.0	673.7	680.2	679.8	679.8	676.0	667.6
37.5°	662.5	666.7	674.7	686.9	696.2	708.4	718.7	722.8	729.6	729.9	720.9
40°	699.1	703.3	709.4	718.3	728.6	743.1	756.9	770.3	776.8	783.5	780.0
42.5°	738.6	743.1	747.6	753.3	768.1	779.3	798.0	816.2	829.4	843.2	841.6
45°	777.7	782.9	789.3	798.0	811.1	829.4	847.4	867.9	898.1	914.5	925.7
47.5°	822.0	830.4	842.2	856.0	866.6	885.6	908.4	940.1	970.6	998.9	1016.5
50°	888.8	892.0	911.3	924.7	945.0	964.2	987.0	1014.9	1054.4	1083.3	1111.5
52.5°	967.4	979.6	998.9	1014.3	1030.3	1049.6	1073.0	1098.1	1137.2	1169.6	1206.2
55°	1068.9	1086.2	1102.9	1111.2	1133.7	1151.0	1170.0	1194.7	1236.7	1272.0	1315.0
57.5°	1189.9	1207.2	1215.2	1227.4	1237.0	1256.3	1282.0	1298.7	1335.9	1372.5	1418.1
60°	1438.3	1427.4	1437.0	1418.1	1415.2	1416.8	1422.3	1435.1	1456.0	1490.0	1538.1
62.5°	1886.7	1871.0	1829.3	1814.2	1785.0	1745.5	1708.2	1703.1	1692.2	1717.9	1748.0
65°	2148.6	2205.8	2211.9	2227.9	2216.4	2185.5	2141.9	2127.8	2092.5	2067.7	2066.1
67.5°	2085.7	2171.4	2225.0	2292.7	2330.3	2366.9	2376.5	2389.0	2366.2	2355.0	2358.2
69°	1910.8	1974.3	2094.4	2140.6	2200.0	2248.8	2313.0	2324.2	2346.3	2349.6	2392.2
70°	1737.5	1830.9	1899.5	1968.9	2051.0	2104.7	2133.5	2181.0	2235.9	2262.9	2309.1
72.5°	1249.2	1279.7	1328.5	1418.4	1441.2	1496.7	1553.5	1594.0	1658.5	1704.1	1812.9
75°	674.1	692.3	769.1	820.1	833.6	851.9	893.6	903.6	927.6	942.4	1047.0
77.5°	307.8	335.7	345.7	373.6	357.9	365.6	375.5	373.3	380.0	412.1	448.7
80°	141.9	147.3	151.2	162.7	163.4	160.8	161.8	160.2	158.9	164.0	167.9
82.5°	69.0	77.4	77.4	84.4	87.9	87.0	88.9	88.3	89.6	88.3	92.4
85°	40.4	40.4	43.7	47.5	46.9	48.1	48.1	50.7	51.0	51.7	51.7
87.5°	18.9	20.9	21.8	23.4	24.1	25.0	25.7	25.7	26.0	25.4	26.0
90°	4.8	4.8	8.0	8.0	8.7	9.6	8.3	9.0	11.2	8.3	10.6
92.5°	0.0	0.0	0.0	0.0	0.0	0.0	0.0	0.0	0.0	0.0	0.0
95°	0.0	0.0	0.0	0.0	0.0	0.0	0.0	0.0	0.0	0.0	0.0
97.5°	0.0	0.0	0.0	0.0	0.0	0.0	0.0	0.0	0.0	0.0	0.0
100°	0.0	0.0	0.0	0.0	0.0	0.0	0.0	0.0	0.0	0.0	0.0
102.5°	0.0	0.0	0.0	0.0	0.0	0.0	0.0	0.0	0.0	0.0	0.0
105°	0.0	0.0	0.0	0.0	0.0	0.0	0.0	0.0	0.0	0.0	0.0
107.5°	0.0	0.0	0.0	0.0	0.0	0.0	0.0	0.0	0.0	0.0	0.0



REPORT NUMBER: P226266

CATALOG NUMBER: ISW-AF-350-LED-E1-T2-7030

CANDELA DISTRIBUTION (continued):

	65°	66°	67°	68°	69°	70°	71°	72°	73°	74°	75°
110°	0.0	0.0	0.0	0.0	0.0	0.0	0.0	0.0	0.0	0.0	0.0
112.5°	0.0	0.0	0.0	0.0	0.0	0.0	0.0	0.0	0.0	0.0	0.0
115°	0.0	0.0	0.0	0.0	0.0	0.0	0.0	0.0	0.0	0.0	0.0
117.5°	0.0	0.0	0.0	0.0	0.0	0.0	0.0	0.0	0.0	0.0	0.0
120°	0.0	0.0	0.0	0.0	0.0	0.0	0.0	0.0	0.0	0.0	0.0
122.5°	0.0	0.0	0.0	0.0	0.0	0.0	0.0	0.0	0.0	0.0	0.0
125°	0.0	0.0	0.0	0.0	0.0	0.0	0.0	0.0	0.0	0.0	0.0
127.5°	0.0	0.0	0.0	0.0	0.0	0.0	0.0	0.0	0.0	0.0	0.0
130°	0.0	0.0	0.0	0.0	0.0	0.0	0.0	0.0	0.0	0.0	0.0
132.5°	0.0	0.0	0.0	0.0	0.0	0.0	0.0	0.0	0.0	0.0	0.0
135°	0.0	0.0	0.0	0.0	0.0	0.0	0.0	0.0	0.0	0.0	0.0
137.5°	0.0	0.0	0.0	0.0	0.0	0.0	0.0	0.0	0.0	0.0	0.0
140°	0.0	0.0	0.0	0.0	0.0	0.0	0.0	0.0	0.0	0.0	0.0
142.5°	0.0	0.0	0.0	0.0	0.0	0.0	0.0	0.0	0.0	0.0	0.0
145°	0.0	0.0	0.0	0.0	0.0	0.0	0.0	0.0	0.0	0.0	0.0
147.5°	0.0	0.0	0.0	0.0	0.0	0.0	0.0	0.0	0.0	0.0	0.0
150°	0.0	0.0	0.0	0.0	0.0	0.0	0.0	0.0	0.0	0.0	0.0
152.5°	0.0	0.0	0.0	0.0	0.0	0.0	0.0	0.0	0.0	0.0	0.0
155°	0.0	0.0	0.0	0.0	0.0	0.0	0.0	0.0	0.0	0.0	0.0
157.5°	0.0	0.0	0.0	0.0	0.0	0.0	0.0	0.0	0.0	0.0	0.0
160°	0.0	0.0	0.0	0.0	0.0	0.0	0.0	0.0	0.0	0.0	0.0
162.5°	0.0	0.0	0.0	0.0	0.0	0.0	0.0	0.0	0.0	0.0	0.0
165°	0.0	0.0	0.0	0.0	0.0	0.0	0.0	0.0	0.0	0.0	0.0
167.5°	0.0	0.0	0.0	0.0	0.0	0.0	0.0	0.0	0.0	0.0	0.0
170°	0.0	0.0	0.0	0.0	0.0	0.0	0.0	0.0	0.0	0.0	0.0
172.5°	0.0	0.0	0.0	0.0	0.0	0.0	0.0	0.0	0.0	0.0	0.0
175°	0.0	0.0	0.0	0.0	0.0	0.0	0.0	0.0	0.0	0.0	0.0
177.5°	0.0	0.0	0.0	0.0	0.0	0.0	0.0	0.0	0.0	0.0	0.0
180°	0.0	0.0	0.0	0.0	0.0	0.0	0.0	0.0	0.0	0.0	0.0



REPORT NUMBER: P226266

CATALOG NUMBER: ISW-AF-350-LED-E1-T2-7030

CANDELA DISTRIBUTION (continued):

	76°	77°	78°	79°	80°	81°	82°	83°	84°	85°	86°
0°	307.5	307.5	307.5	307.5	307.5	307.5	307.5	307.5	307.5	307.5	307.5
2.5°	313.3	313.9	313.6	312.3	312.0	312.0	311.3	311.0	310.4	310.1	310.7
5°	319.1	319.1	318.1	316.8	315.5	315.2	314.9	313.3	312.6	312.0	311.3
7.5°	324.5	323.9	322.6	320.3	319.1	318.7	317.4	315.8	314.2	313.0	312.3
10°	330.3	329.6	327.1	325.5	322.9	322.6	320.3	318.4	316.8	315.2	313.9
12.5°	338.6	338.0	335.1	331.2	329.3	328.0	325.2	322.9	320.7	318.7	316.5
15°	351.5	348.9	347.0	343.1	340.2	337.7	334.1	330.9	327.7	324.5	322.6
17.5°	369.4	365.9	360.8	358.5	354.7	350.5	345.7	343.4	339.3	335.4	331.6
20°	392.9	389.3	381.3	378.4	373.0	366.9	363.0	358.2	354.7	348.6	344.4
22.5°	418.9	415.7	408.0	400.3	395.1	390.3	384.2	378.1	371.4	365.6	361.1
25°	452.6	447.8	441.0	433.3	425.6	418.9	410.5	401.9	396.1	388.1	381.6
27.5°	498.5	490.1	478.9	470.6	464.5	454.2	443.9	436.2	427.2	416.6	409.6
30°	548.2	538.9	530.6	520.9	510.7	500.7	486.6	475.4	465.7	454.5	442.9
32.5°	603.4	595.4	583.5	571.0	559.8	547.3	537.0	525.1	508.4	496.6	484.4
35°	659.0	649.7	637.5	626.9	614.0	601.2	589.6	573.9	558.8	541.8	524.8
37.5°	712.6	704.5	691.1	675.0	663.8	650.0	638.1	621.4	603.4	584.5	571.7
40°	772.3	759.4	750.1	731.5	720.0	704.5	687.5	674.7	657.4	636.8	618.5
42.5°	840.6	831.7	821.7	806.6	794.4	776.1	754.6	738.2	722.2	697.8	672.4
45°	927.3	921.5	905.2	893.0	876.6	857.3	838.7	818.8	793.5	765.2	742.1
47.5°	1031.3	1026.8	1012.0	994.7	973.2	947.2	929.9	902.6	881.1	845.8	818.2
50°	1125.7	1127.9	1119.9	1093.3	1074.0	1048.0	1020.7	997.0	963.9	927.3	892.0
52.5°	1238.3	1236.1	1215.9	1201.1	1178.3	1146.9	1117.0	1086.5	1050.2	1012.4	968.4
55°	1346.2	1352.9	1338.8	1317.9	1290.3	1246.4	1216.2	1176.7	1138.5	1096.8	1046.1
57.5°	1450.8	1472.3	1461.4	1436.7	1408.5	1376.7	1336.9	1292.6	1253.1	1198.5	1141.4
60°	1581.1	1609.7	1614.2	1598.1	1567.3	1530.4	1478.1	1443.4	1389.2	1338.8	1294.8
62.5°	1781.7	1846.6	1842.7	1850.4	1828.6	1805.8	1744.5	1707.3	1636.7	1600.4	1539.1
65°	2116.8	2164.7	2222.1	2220.2	2205.1	2150.6	2087.0	2024.7	1978.2	1906.6	1842.7
67.5°	2398.0	2437.5	2471.5	2453.9	2419.2	2357.9	2283.4	2196.8	2125.8	2046.9	1963.1
69°	2424.3	2472.5	2492.4	2470.6	2408.3	2328.4	2255.5	2174.9	2077.4	2009.6	1907.6
70°	2353.7	2401.2	2441.4	2385.2	2328.1	2250.1	2170.5	2086.7	1999.4	1926.5	1823.5
72.5°	1869.7	1923.3	1917.8	1911.7	1866.2	1788.2	1715.0	1670.0	1608.7	1520.8	1446.3
75°	1087.2	1111.9	1068.5	1114.1	1059.5	980.9	991.2	940.5	895.5	844.8	805.7
77.5°	426.9	448.7	425.9	418.6	394.2	388.7	347.9	352.8	332.5	292.7	274.4
80°	161.8	164.7	160.8	152.8	151.2	141.9	139.3	130.3	126.1	113.0	108.2
82.5°	87.0	88.6	86.0	83.5	81.5	76.1	72.5	65.8	61.9	57.8	57.5
85°	50.1	48.8	47.5	46.2	43.3	40.1	37.6	35.0	32.1	29.9	27.6
87.5°	26.3	26.6	27.0	25.7	23.8	21.2	19.6	18.6	16.4	15.4	14.4
90°	8.7	6.4	7.4	9.3	8.7	7.1	6.7	5.8	4.8	4.8	3.9
92.5°	0.0	0.0	0.0	0.0	0.0	0.0	0.0	0.0	0.0	0.0	0.0
95°	0.0	0.0	0.0	0.0	0.0	0.0	0.0	0.0	0.0	0.0	0.0
97.5°	0.0	0.0	0.0	0.0	0.0	0.0	0.0	0.0	0.0	0.0	0.0
100°	0.0	0.0	0.0	0.0	0.0	0.0	0.0	0.0	0.0	0.0	0.0
102.5°	0.0	0.0	0.0	0.0	0.0	0.0	0.0	0.0	0.0	0.0	0.0
105°	0.0	0.0	0.0	0.0	0.0	0.0	0.0	0.0	0.0	0.0	0.0
107.5°	0.0	0.0	0.0	0.0	0.0	0.0	0.0	0.0	0.0	0.0	0.0



REPORT NUMBER: P226266
 CATALOG NUMBER: ISW-AF-350-LED-E1-T2-7030

REPORT N
 CATALOG

CANDELA DISTRIBUTION (continued):

CANDELA

	76°	77°	78°	79°	80°	81°	82°	83°	84°	85°	86°	
110°	0.0	0.0	0.0	0.0	0.0	0.0	0.0	0.0	0.0	0.0	0.0	0°
112.5°	0.0	0.0	0.0	0.0	0.0	0.0	0.0	0.0	0.0	0.0	0.0	2.5°
115°	0.0	0.0	0.0	0.0	0.0	0.0	0.0	0.0	0.0	0.0	0.0	5°
117.5°	0.0	0.0	0.0	0.0	0.0	0.0	0.0	0.0	0.0	0.0	0.0	7.5°
120°	0.0	0.0	0.0	0.0	0.0	0.0	0.0	0.0	0.0	0.0	0.0	10°
122.5°	0.0	0.0	0.0	0.0	0.0	0.0	0.0	0.0	0.0	0.0	0.0	12.5°
125°	0.0	0.0	0.0	0.0	0.0	0.0	0.0	0.0	0.0	0.0	0.0	15°
127.5°	0.0	0.0	0.0	0.0	0.0	0.0	0.0	0.0	0.0	0.0	0.0	17.5°
130°	0.0	0.0	0.0	0.0	0.0	0.0	0.0	0.0	0.0	0.0	0.0	20°
132.5°	0.0	0.0	0.0	0.0	0.0	0.0	0.0	0.0	0.0	0.0	0.0	22.5°
135°	0.0	0.0	0.0	0.0	0.0	0.0	0.0	0.0	0.0	0.0	0.0	25°
137.5°	0.0	0.0	0.0	0.0	0.0	0.0	0.0	0.0	0.0	0.0	0.0	27.5°
140°	0.0	0.0	0.0	0.0	0.0	0.0	0.0	0.0	0.0	0.0	0.0	30°
142.5°	0.0	0.0	0.0	0.0	0.0	0.0	0.0	0.0	0.0	0.0	0.0	32.5°
145°	0.0	0.0	0.0	0.0	0.0	0.0	0.0	0.0	0.0	0.0	0.0	35°
147.5°	0.0	0.0	0.0	0.0	0.0	0.0	0.0	0.0	0.0	0.0	0.0	37.5°
150°	0.0	0.0	0.0	0.0	0.0	0.0	0.0	0.0	0.0	0.0	0.0	40°
152.5°	0.0	0.0	0.0	0.0	0.0	0.0	0.0	0.0	0.0	0.0	0.0	42.5°
155°	0.0	0.0	0.0	0.0	0.0	0.0	0.0	0.0	0.0	0.0	0.0	45°
157.5°	0.0	0.0	0.0	0.0	0.0	0.0	0.0	0.0	0.0	0.0	0.0	47.5°
160°	0.0	0.0	0.0	0.0	0.0	0.0	0.0	0.0	0.0	0.0	0.0	50°
162.5°	0.0	0.0	0.0	0.0	0.0	0.0	0.0	0.0	0.0	0.0	0.0	52.5°
165°	0.0	0.0	0.0	0.0	0.0	0.0	0.0	0.0	0.0	0.0	0.0	55°
167.5°	0.0	0.0	0.0	0.0	0.0	0.0	0.0	0.0	0.0	0.0	0.0	57.5°
170°	0.0	0.0	0.0	0.0	0.0	0.0	0.0	0.0	0.0	0.0	0.0	60°
172.5°	0.0	0.0	0.0	0.0	0.0	0.0	0.0	0.0	0.0	0.0	0.0	62.5°
175°	0.0	0.0	0.0	0.0	0.0	0.0	0.0	0.0	0.0	0.0	0.0	65°
177.5°	0.0	0.0	0.0	0.0	0.0	0.0	0.0	0.0	0.0	0.0	0.0	67.5°
180°	0.0	0.0	0.0	0.0	0.0	0.0	0.0	0.0	0.0	0.0	0.0	69°
												70°
												72.5°
												75°
												77.5°
												80°
												82.5°
												85°
												87.5°
												90°
												92.5°
												95°
												97.5°
												100°
												102.5°
												105°
												107.5°



NUMBER: P226266
 NUMBER: ISW-AF-350-LED-E1-T2-7030

REPORT NUMBER: P
 CATALOG NUMBER:

DISTRIBUTION (continued):

CANDELA DISTRIBUTION

87°	88°	89°	90°	95°	105°	115°	125°	135°	145°	155°	110°	87°
307.5	307.5	307.5	307.5	307.5	307.5	307.5	307.5	307.5	307.5	307.5	110°	0.0
309.7	309.7	308.8	308.1	305.9	302.0	298.2	294.7	289.8	287.9	285.3	112.5°	0.0
310.7	310.1	309.1	307.8	303.3	294.3	285.0	275.1	264.8	255.5	244.6	115°	0.0
311.3	310.1	308.8	307.2	300.8	287.0	268.3	248.8	230.5	216.7	210.9	117.5°	0.0
311.7	310.7	309.1	306.9	297.9	277.3	247.5	219.2	203.2	197.7	196.8	120°	0.0
315.2	313.6	311.0	308.5	296.6	266.7	224.0	197.1	190.7	193.2	197.7	122.5°	0.0
319.7	317.8	314.6	312.0	295.9	252.9	201.3	184.6	186.8	193.9	201.3	125°	0.0
327.7	324.5	321.0	318.4	297.2	235.9	183.0	178.1	184.9	193.9	203.8	127.5°	0.0
339.6	335.1	330.9	326.4	299.2	214.7	172.0	174.0	182.0	191.6	202.5	130°	0.0
354.4	349.2	343.4	336.7	301.4	196.4	165.9	169.5	176.9	185.2	194.2	132.5°	0.0
374.3	367.2	359.8	351.5	304.6	176.5	160.5	164.3	168.8	173.6	178.1	135°	0.0
399.3	389.7	381.6	370.4	307.8	163.1	156.0	157.3	158.2	158.9	158.6	137.5°	0.0
432.7	417.9	408.6	394.8	311.3	156.0	150.9	149.3	147.6	145.4	142.8	140°	0.0
468.0	455.8	441.0	423.4	313.6	151.2	146.0	140.9	136.4	134.2	134.2	142.5°	0.0
509.1	494.0	475.4	453.2	310.7	146.0	139.6	132.9	130.3	133.2	132.2	145°	0.0
550.2	529.3	508.7	483.4	303.6	140.3	132.6	129.0	131.0	127.1	124.9	147.5°	0.0
595.4	572.3	543.7	514.2	293.4	134.2	129.0	131.0	124.2	119.7	121.7	150°	0.0
646.1	618.8	588.0	547.9	286.6	130.3	123.6	125.2	119.4	116.2	115.2	152.5°	0.0
715.1	676.3	638.7	591.6	291.8	124.2	113.0	119.4	116.2	113.3	110.7	155°	0.0
782.9	741.5	697.2	641.6	300.8	119.7	104.6	113.3	115.6	110.7	105.9	157.5°	0.0
850.9	806.9	755.3	693.3	311.7	116.8	98.2	105.9	113.9	108.2	104.3	160°	0.0
922.5	867.0	814.0	747.2	325.8	113.9	93.1	99.5	111.1	108.2	102.4	162.5°	0.0
997.6	932.1	879.2	806.9	350.5	109.8	86.7	94.4	108.2	107.8	100.5	165°	0.0
1084.9	1026.5	958.4	884.9	384.9	105.0	80.9	90.5	105.6	106.6	98.2	167.5°	0.0
1233.5	1173.2	1091.0	1021.0	452.9	98.5	77.4	86.7	101.4	104.0	96.3	170°	0.0
1474.6	1392.4	1317.0	1251.5	569.4	89.6	74.8	82.5	96.9	100.8	94.7	172.5°	0.0
1750.9	1670.7	1579.5	1469.4	634.3	81.2	71.3	77.4	92.4	97.6	93.1	175°	0.0
1868.4	1763.5	1652.7	1522.1	572.3	74.5	67.4	72.5	87.3	93.1	90.8	177.5°	0.0
1814.5	1708.2	1579.5	1451.5	497.8	70.9	65.2	70.0	83.5	90.2	88.6	180°	0.0
1720.8	1613.9	1499.0	1345.2	444.6	69.0	63.6	68.4	81.8	88.6	87.3		
1360.9	1265.6	1159.7	1042.5	303.0	62.6	58.4	63.6	75.4	82.8	82.5		
721.2	693.3	615.0	546.3	157.0	55.9	53.0	58.1	69.7	77.4	77.4		
259.7	235.6	225.3	187.1	83.5	48.8	47.5	51.4	63.2	70.6	70.3		
98.2	95.7	85.7	80.2	53.0	39.8	40.1	44.0	55.5	62.6	62.3		
55.5	50.4	48.8	47.2	33.7	31.5	33.1	36.9	47.5	53.6	54.6		
26.6	24.7	24.1	22.5	22.1	24.1	26.0	29.2	37.9	45.3	44.3		
12.8	12.2	11.9	11.6	15.7	15.4	18.9	20.2	25.4	35.9	32.4		
4.2	4.2	3.9	3.2	4.5	5.1	6.1	8.7	10.6	20.9	17.0		
0.0	0.0	0.0	0.0	0.0	0.0	0.0	0.0	0.0	0.0	0.0		
0.0	0.0	0.0	0.0	0.0	0.0	0.0	0.0	0.0	0.0	0.0		
0.0	0.0	0.0	0.0	0.0	0.0	0.0	0.0	0.0	0.0	0.0		
0.0	0.0	0.0	0.0	0.0	0.0	0.0	0.0	0.0	0.0	0.0		
0.0	0.0	0.0	0.0	0.0	0.0	0.0	0.0	0.0	0.0	0.0		
0.0	0.0	0.0	0.0	0.0	0.0	0.0	0.0	0.0	0.0	0.0		
0.0	0.0	0.0	0.0	0.0	0.0	0.0	0.0	0.0	0.0	0.0		
0.0	0.0	0.0	0.0	0.0	0.0	0.0	0.0	0.0	0.0	0.0		
0.0	0.0	0.0	0.0	0.0	0.0	0.0	0.0	0.0	0.0	0.0		
0.0	0.0	0.0	0.0	0.0	0.0	0.0	0.0	0.0	0.0	0.0		

'226266
 ISW-AF-350-LED-E1-T2-7030

REPORT NUMBER: P226266
 CATALOG NUMBER: ISW-AF-31

TION (continued):

CANDELA DISTRIBUTION (con

88°	89°	90°	95°	105°	115°	125°	135°	145°	155°		165°	175°
0.0	0.0	0.0	0.0	0.0	0.0	0.0	0.0	0.0	0.0	0°	307.5	307.5
0.0	0.0	0.0	0.0	0.0	0.0	0.0	0.0	0.0	0.0	2.5°	283.1	278.6
0.0	0.0	0.0	0.0	0.0	0.0	0.0	0.0	0.0	0.0	5°	236.6	235.9
0.0	0.0	0.0	0.0	0.0	0.0	0.0	0.0	0.0	0.0	7.5°	207.4	203.2
0.0	0.0	0.0	0.0	0.0	0.0	0.0	0.0	0.0	0.0	10°	197.7	197.4
0.0	0.0	0.0	0.0	0.0	0.0	0.0	0.0	0.0	0.0	12.5°	201.9	202.9
0.0	0.0	0.0	0.0	0.0	0.0	0.0	0.0	0.0	0.0	15°	207.4	209.3
0.0	0.0	0.0	0.0	0.0	0.0	0.0	0.0	0.0	0.0	17.5°	210.9	214.4
0.0	0.0	0.0	0.0	0.0	0.0	0.0	0.0	0.0	0.0	20°	209.9	214.1
0.0	0.0	0.0	0.0	0.0	0.0	0.0	0.0	0.0	0.0	22.5°	199.3	201.3
0.0	0.0	0.0	0.0	0.0	0.0	0.0	0.0	0.0	0.0	25°	180.4	181.0
0.0	0.0	0.0	0.0	0.0	0.0	0.0	0.0	0.0	0.0	27.5°	157.6	157.0
0.0	0.0	0.0	0.0	0.0	0.0	0.0	0.0	0.0	0.0	30°	141.6	137.4
0.0	0.0	0.0	0.0	0.0	0.0	0.0	0.0	0.0	0.0	32.5°	134.2	131.6
0.0	0.0	0.0	0.0	0.0	0.0	0.0	0.0	0.0	0.0	35°	129.0	124.9
0.0	0.0	0.0	0.0	0.0	0.0	0.0	0.0	0.0	0.0	37.5°	133.8	133.5
0.0	0.0	0.0	0.0	0.0	0.0	0.0	0.0	0.0	0.0	40°	138.3	137.7
0.0	0.0	0.0	0.0	0.0	0.0	0.0	0.0	0.0	0.0	42.5°	130.6	124.9
0.0	0.0	0.0	0.0	0.0	0.0	0.0	0.0	0.0	0.0	45°	116.5	109.8
0.0	0.0	0.0	0.0	0.0	0.0	0.0	0.0	0.0	0.0	47.5°	106.9	103.0
0.0	0.0	0.0	0.0	0.0	0.0	0.0	0.0	0.0	0.0	50°	102.4	101.1
0.0	0.0	0.0	0.0	0.0	0.0	0.0	0.0	0.0	0.0	52.5°	101.1	104.3
0.0	0.0	0.0	0.0	0.0	0.0	0.0	0.0	0.0	0.0	55°	100.5	104.0
0.0	0.0	0.0	0.0	0.0	0.0	0.0	0.0	0.0	0.0	57.5°	96.0	102.1
0.0	0.0	0.0	0.0	0.0	0.0	0.0	0.0	0.0	0.0	60°	92.8	100.1
0.0	0.0	0.0	0.0	0.0	0.0	0.0	0.0	0.0	0.0	62.5°	90.8	99.2
0.0	0.0	0.0	0.0	0.0	0.0	0.0	0.0	0.0	0.0	65°	89.2	99.8
0.0	0.0	0.0	0.0	0.0	0.0	0.0	0.0	0.0	0.0	67.5°	86.7	101.7
0.0	0.0	0.0	0.0	0.0	0.0	0.0	0.0	0.0	0.0	69°	85.4	101.4
										70°	84.1	100.5
										72.5°	79.6	92.8
										75°	74.1	81.8
										77.5°	67.1	70.3
										80°	59.4	61.3
										82.5°	51.7	59.1
										85°	40.4	50.1
										87.5°	29.9	27.6
										90°	17.0	12.5
										92.5°	0.0	0.0
										95°	0.0	0.0
										97.5°	0.0	0.0
										100°	0.0	0.0
										102.5°	0.0	0.0
										105°	0.0	0.0
										107.5°	0.0	0.0



REPORT NUMBER: P226266

CATALOG NUMBER: ISW-AF-350-LED-E1-

50-LED-E1-T2-7030

tinued):

180°
307.5
279.6
234.0
203.5
198.4
202.2
209.9
215.7
215.1
202.9
181.7
159.5
140.6
134.5
126.8
135.1
139.0
126.1
109.8
102.4
100.5
105.3
103.7
102.4
100.5
98.9
98.5
99.2
97.9
96.3
86.7
78.0
70.3
61.9
52.3
39.2
29.9
10.6
0.0
0.0
0.0
0.0
0.0
0.0
0.0
0.0
0.0

CANDELA DISTRIBUTION (continued):

	165°	175°	180°
110°	0.0	0.0	0.0
112.5°	0.0	0.0	0.0
115°	0.0	0.0	0.0
117.5°	0.0	0.0	0.0
120°	0.0	0.0	0.0
122.5°	0.0	0.0	0.0
125°	0.0	0.0	0.0
127.5°	0.0	0.0	0.0
130°	0.0	0.0	0.0
132.5°	0.0	0.0	0.0
135°	0.0	0.0	0.0
137.5°	0.0	0.0	0.0
140°	0.0	0.0	0.0
142.5°	0.0	0.0	0.0
145°	0.0	0.0	0.0
147.5°	0.0	0.0	0.0
150°	0.0	0.0	0.0
152.5°	0.0	0.0	0.0
155°	0.0	0.0	0.0
157.5°	0.0	0.0	0.0
160°	0.0	0.0	0.0
162.5°	0.0	0.0	0.0
165°	0.0	0.0	0.0
167.5°	0.0	0.0	0.0
170°	0.0	0.0	0.0
172.5°	0.0	0.0	0.0
175°	0.0	0.0	0.0
177.5°	0.0	0.0	0.0
180°	0.0	0.0	0.0

(END OF F

Cooper Lighting Solutions Photometric Lab
1121 Highway 74 South
Peachtree City, GA 30269

Scaled Data Report

